



Corporate Overview

China Water Affairs Group Limited (hereinafter referred to as “China Water Affairs” or the “Group”, Stock code: 855.HK) is a leading market-oriented and cross region water supply operator in China and the only Hong Kong listed water company focusing on tap water. Headquartered in Hong Kong with two operation management centers in Beijing and Shenzhen. Included in the first batch of Shenzhen-Hong Kong Stock Connect by HKEX in 2016. Included in the FTSE Environmental Opportunities Asia Pacific Index since 2009.

By investing, building and operating water affairs projects in China, the Group provides raw water, tap and direct drink water supply, sewage treatment, drainage business, water environment comprehensive management, solid waste disposal, hazardous waste collection, municipal infrastructure and hydraulic project related services. Total capacity: ~20 million m³ / per day; Business covering over 100 cities in 20 provinces and 3 municipal cities of Chin; Covering around 30 million population; Connected meters: ~5.7 million. The total length of the water supply piping network surpasses 150,000 kilometer.

The company is a pioneer in adopting the PPP model in the domestic water supply industry. It mainly adopts TOO (transfer-own-operate) business model for tap water operations and jointly holds ownership of projects with the government. Management comprises of veteran experts in the water industry with insight into government policies. As a public utility business that is stable, continues to grow, and has economies of scale, it is relatively unaffected by economic cycles.

China Water Affairs adheres to the core corporate values of “Focusing on water and passing on goodness”. Cooperating with the favorable reform policies of the water industry, our business maintains sustainable growth and continues to focus on the acceleration of M&A process, integration of urban and rural water supply, integration of water supply and drainage, disposal of non-core business, development of direct drinking water business and exploration of value-added services (smart water).



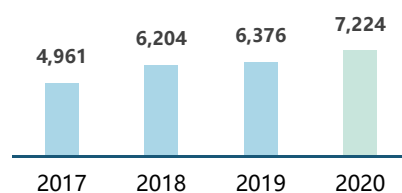
Financial Highlights

Income Statement (in thousand HKD)	For the Period Ended			
	2017.3.31	2018.3.31	2019.3.31	2020.3.31
Revenue	5,707,895	7,580,176	8,302,211	8,694,303
Gross profit	2,484,905	3,270,636	3,463,839	3,758,485
Profit before income tax	1,962,625	2,462,111	2,772,059	3,164,509
Profit for the year/period	1,379,346	1,761,524	2,130,283	2,507,289

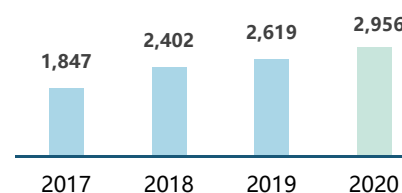
Balance Sheet (in thousand HKD)	For the Period Ended			
	2017.3.31	2018.3.31	2019.3.31	2020.3.31
Total assets	25,631,709	28,589,287	35,824,636	41,902,953
Current assets	7,392,353	8,649,152	10,018,812	12,335,976
Non-Current assets	9,276,423	8,785,762	12,903,354	15,468,474
Total Equity	8,962,933	11,154,409	12,902,470	14,098,503

Cash Flow Statement (in thousand HKD)	For the Period Ended			
	2017.3.31	2018.3.31	2019.3.31	2020.3.31
Cash generated from operations	1,453,379	1,329,724	1,698,869	4,258,066
Net cash used in investing activities	(3,542,926)	(2,166,822)	(3,369,803)	(3,939,632)
Net cash (used in)/generated from financing activities	3,929,871	(1,054,169)	3,809,264	2,194,046
Cash and cash equivalents at end of year	4,313,977	2,511,390	3,973,315	5,640,664

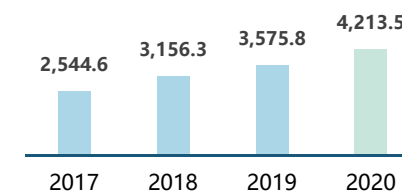
The water supply business registered stable growth in revenue (in million HKD)



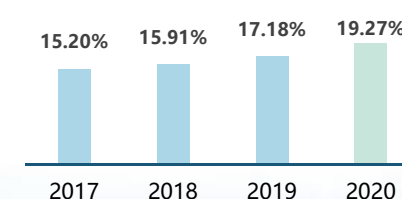
Profits from the water supply business realized sustainable growth (in million HKD)



EBITDA (in million HKD)



ROE





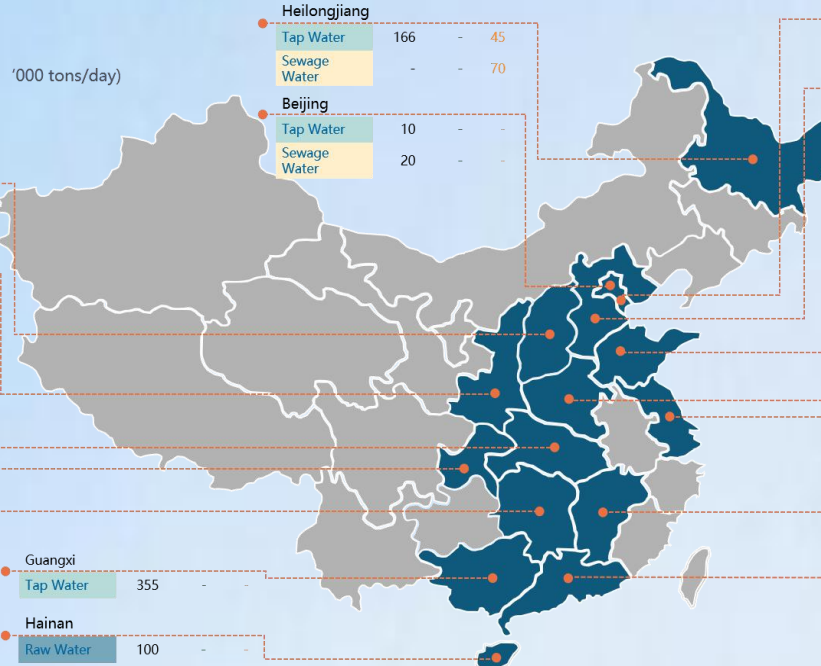
Region and Business Coverage

Total: 15.19mn tons/day*

Current Capacity Under Construction Future Plan ('000 tons/day)

Major Capacities Coverage

Province	Water Type	Current Capacity	Under Construction	Future Plan
Shanxi	Tap Water	123	20	213
	Raw Water	55	-	-
Shaanxi	Sewage Water	170	20	-
	Sewage Water	140	-	-
Hubei	Tap Water	888	150	370
	Sewage Water	140	-	-
Chongqing	Tap Water	303	-	250
	Tap Water	457	50	221
Hunan	Tap Water	457	50	221
	Sewage Water	-	-	28
Guangxi	Tap Water	355	-	-
	Raw Water	100	-	-
Hainan	Raw Water	100	-	-



Province	Water Type	Current Capacity	Under Construction	Future Plan
Heilongjiang	Tap Water	166	-	45
	Sewage Water	-	-	70
Beijing	Tap Water	10	-	-
	Sewage Water	20	-	-

Province	Water Type	Current Capacity	Under Construction	Future Plan
Tianjin	Sewage Water	50	-	-
	Sewage Water	73	-	-
Hebei	Tap Water	74	-	40
	Sewage Water	73	-	-
Shandong	Tap Water	10	20	-
	Raw Water	50	-	-

Province	Water Type	Current Capacity	Under Construction	Future Plan
Henan	Tap Water	897	90	548
	Sewage Water	35	103	37
Jiangsu	Tap Water	700	-	200
	Raw Water	1,000	-	-

Province	Water Type	Current Capacity	Under Construction	Future Plan
Jiangxi	Tap Water	1,715	708	839
	Raw Water	355	20	-
Sewage Water	101	33	70	

Province	Water Type	Current Capacity	Under Construction	Future Plan
Guangdong	Tap Water	1,226	650	948
	Raw Water	340	-	-
Sewage Water	44	2.5	53	

Current: ~9.40mn tons/day, Under Construction: ~1.87mn tons/day, Future Expansion: ~3.93mn tons/day
 * Data as at 31 March 2020

Future Development Focuses

